


a Learning League adventure Case of the Absent Abolitionist

Frederick Douglass



1. Frederick was born into slavery, and even as a child, he was overworked and beaten. His owner's wife illegally taught him to read and write at age 12.
2. Douglass was very intelligent and learned quickly. Soon, he was giving lessons to about 40 slaves each week so they could learn to read and write as well!
3. He tried to escape many times, and on the third try, he dressed up as a sailor and caught a train to freedom. But when he made it to the North, slave catchers could catch him and drag him back. So even though he was free, he was always in danger.
4. Douglass became a publisher of *The North Star*.

Harriet Tubman



1. Harriet was born as a slave and was separated from her siblings at an early age. Her time as a slave was violent, and she was left with scars and a terrible head injury for the rest of her life.
2. She eventually escaped slavery on the Underground Railroad, which wasn't actually a railroad at all. It was a group of people who knew slavery was evil and used their houses as a safe place for runaway slaves to hide.
3. After being freed herself, Harriet wanted to save others. In a ten year period, she made 19 trips to the South and helped bring over 300 people to freedom.
4. Harriet was known as "General Tubman," and there was a \$40,000 reward for her to be recaptured and brought back into slavery. But she remained a free woman until she died at the age of 93.
5. Harriet even fought in the Civil War as a spy and was the first woman to ever lead an American military mission. That battle she led freed over 700 slaves in one day! Her brilliant work forever changed America.

Sarah Grimke



1. Sarah was raised on a plantation where her family owned slaves. She was angry that they weren't able to go to school like she was, so she taught many of them to read and write, which was against the law.
2. When she got older, her and her sister Angela began writing anti-slavery booklets. Southern people, including her neighbors, were angry about how powerful these were and burned them.
3. But Sarah kept writing through the danger. She spoke at an anti-slavery conference and began touring across America, spreading ideas of freedom.
4. Her and her sister became the first women to tour the country when they were just 17 and 18 years old.
5. So Sarah's dream of all kids working hard and receiving an education was realized.

William Lloyd Garrison



1. When William was a child in the North, he left school to work at a newspaper. Doing this work made William realize he wanted his own paper.
2. When he grew up, he started "*The Liberator*," a newspaper that was all about ending slavery. While Black people supported William's paper, many White people hated it.
3. There were White people who did believe the slaves should be freed, but many also believed that all Black people should be sent back to Africa. William knew this idea was racist and instead said that America was a land for multi-racial communities, places where all races could live together.
4. William became a famous abolitionist leader because he believed he could get most people on their side by showing them how horrible slavery was, and his newspaper spread that message.
5. William lived to see his hard work pay off—slavery ended, and Black people could live as free people! He spent the last years before he died fighting to make America more equal for women, too.

Sojourner Truth



1. Born as a slave with 11 siblings, Sojourner was separated from them early and was sold four times to different owners. But she escaped after 30 years.
2. She ran away to a nearby abolitionist family. They bought her freedom for \$20, and she was free!
3. When one of her children was stolen from her and illegally sold into slavery, Sojourner sued the slaveowner and won, becoming one of the first Black women to win against a White man in court.
4. Sojourner became a minister and was a phenomenal speaker. Although she never learned to read or write, her speeches were very powerful! She even created a bestselling book by telling the story of her life while someone else wrote down her beautiful words and amazing story.
5. Sojourner spent her life speaking out against slavery and how Black people weren't treated fairly, even after being freed. Her most famous speech, "Ain't I A Woman," was about how she as a Black woman should be treated the same as a White woman would be treated.

free reading activity for 3rd-5th



table of contents

For the Teacher: 3-4
Choose an Adventure Track: 5
Instructions & Tips: 6-12
Adventure Tracks Guide: 13
Mystery Booklet: 14-17
Abolitionist Fact Posters: 18-22
QR Codes & Teacher Key: 23-25
Digital Adventure Track C: 26
Customization: 27-30
Audio Option: 31-35
Task Cards: 36-46
Direction Slides: 47-49
Social Studies Posters: 50-54
Writing Challenge: 55-56
Credits: 57

enjoy this
freebie!




topics

- Nouns, verbs, adjectives
- Correct punctuation
- Author's purpose
- Multiple meaning words
- Facts & opinions

The History Hacker is kidnapping an abolitionist from their time, but which one?

Frederick Douglass



1. Frederick was born into slavery, and even as a child, he was overworked and beaten. His owner's wife literacy taught him to read and write at age 12.
2. Douglass was very intelligent and learned quickly. Soon, he was giving lessons to about 40 slaves each week so they could learn to read and write as well!
3. He tried to escape many times, and on the third try, he dressed in freedom. But his catchers could even though he!
4. Douglass began newspaper to write a famous 1.
5. He spoke out against treatment of two Lincoln and was nominated for V one of the great

Sarah Grimke



1. Sarah was raised on a plantation where her family owned slaves. She was angry that they weren't able to go to school like she was, so she taught many of them to read and write, which was against the law.
2. When she got older, her and her sister Angelina began writing anti-slavery booklets. Southern people, including her neighbors, were angry about how powerful these were and burned them.
3. But Sarah kept writing and she was touring across America.
4. Her and her sister became touring across America.
5. So Sarah began to go to court to get the same treatment as all the other women who were helped to receive freedom and

Sojourner Truth



1. Born as a slave with 12 siblings, Sojourner was separated from them early and was sold four times to different owners. But she escaped after 30 years.
2. She ran away to a nearby abolitionist family. They bought her freedom for \$20, and she was free!
3. When one of her children was stolen from her and illegally sold into slavery, Sojourner sued the slaveowner and won, becoming one of the first Black women to win against a White man in court.
4. Sojourner became a minister and was a phenomenal speaker. Although she never learned to read or write, her speeches were very powerful! She even created a bestselling book by telling the story of her life while someone else wrote down her beautiful words and amazing story.
5. Sojourner spent her life speaking out against slavery and how Black people weren't treated fairly, even after being freed. Her most famous speech, "Ain't I A Woman," was about how she as a Black woman should be treated the same as a White woman would be treated.

Harriet Tubman



1. Harriet was born as a slave and was separated from her siblings at an early age. Her time as a slave was violent, and she was left with scars and a terrible head injury for the rest of her life.
2. She eventually escaped slavery on the Underground Railroad, which wasn't actually a railroad at all. It was a group of people who knew slavery was evil and used their homes as a safe place for runaway slaves to hide.
3. After being freed herself, Harriet wanted to save others. In a ten year period, she made 19 trips to the South and helped bring over 300 people to freedom.
4. Harriet was known as "General Tubman," and there was a \$20,000 reward for her to be recaptured and brought back into slavery. But she remained a free woman until she died at the age of 93.
5. Harriet even fought in the Civil War as a spy and was the first woman to ever lead an American military mission. That battle she led freed over 700 slaves in one day! Her brilliant work forever changed America.

William Lloyd Garrison




1. When William was a child in the North, he left school to work at a newspaper. Doing this work made William realize he wanted his own paper.
2. When he grew up, he started "The Liberator," a newspaper that was all about ending slavery. While Black people supported William's paper, many White people hated it.
3. There were White people who did believe the slaves should be freed, but many also believed that all Black people should be sent back to Africa. William knew this idea was racist and instead said that America was a land for multi-racial communities, places where all races could live together.
4. William became a famous abolitionist leader because he believed he could get most people on their side by showing them how horrible slavery was, and his newspaper spread that message.
5. William lived to see his hard work pay off-- slavery ended, and Black people could live as free people! He spent the last years before he died fighting to make America more equal for women, too.

fact posters

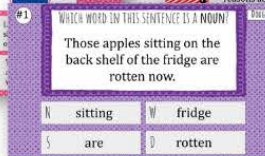
After reading the story in the **Mystery Booklet** and discovering their Learning League mission, students will explore the **Fact Posters**, searching for solution to the mystery. To find it, they'll have to fill in clues by solving reading problems!





mystery booklet



42 questions



writing challenge



5 social studies posters



3 ways to adventure: on paper, on tech, or both!



5 direction slides

educational adventurism



If you have never sat back and allowed yourself to be in awe of just how truly monumental abolition was, take a minute. Slavery was a colossal institution that cast its towering shadow over our country for over 200 years. It was a central component of a world-wide economic system, and the insurmountability of dismantling it was so suffocating that only a select few believed it was possible.

The abolitionists were fighting for something considered absurdly far-fetched by most of the United States, yet they were ultimately victorious. That this triumph is not presented as one of the greatest underdog stories in our nation's history is a mystery to me. But as educators, we have a chance to present this story in a way that changes how the next generation connects to this content. For if we are to learn anything from this historical chapter it is this: the Black past is the key to an equal future.

The spirit of justice embodied by the abolitionists can be brought to your style of teaching today!



explore s'more

Read more about the heart and soul of this lesson, so you can share this knowledge in the most meaningful way with your students.



essence of adventure #1


Truth is both magnificent and terrible.

pack this principle on your teacher journey.

pick it up here!

choose a track


best of both worlds



original
students work in
mystery
booklets
to solve problems on
GoogleTM
slides

instructions on page 6


old school option



paper
students work in
mystery
booklets
to solve problems on
printed
task cards

instructions on page 7

eco-friendly



digital
students work in
GoogleTM
slides
to solve problems on
GoogleTM
slides

instructions on page 8



This original Adventure Track is the best of both worlds, combining both technology and good ol' pencil and paper. It gives students the chance to get up and move around the room and work collaboratively to solve a mystery! Don't tell the others, but this track is definitely my favorite. ❤️



print

more detailed directions on page 9


1. One **Mystery Booklet** for each student, pair, or group



pages
14-17

2. One set of **Fact Posters**
pages 18-22


3. One set of **QR Codes**

no audio or audio 
pg 23-25 or pg 33-35

or even print both to differentiate!

setup

Place the 5 posters & their corresponding QR codes around your classroom!



Between the QR code and the shortlink, your students can access the **Reading Problem Slides** on laptops, tablets, & even phones!

read QR with camera or scanner app

adventure

1. Read the story in the printed **Mystery Booklet**.
2. To fill in the clues in the booklet pages, students will travel to the **Fact Posters** and access the **Reading Problem Slides** with the QR code or link.
3. Each math problem in these **Google Slides™** gives them a letter to fill in a clue blank on their printed booklet.
4. They will travel to the posters in any order and answer all the reading problems to solve all 5 clues and the mystery!

More tips for the paper elements & digital elements in the following pages — look for the Track A symbol!
Watch the instructional video in the top corner to see a visual representation of this activity.



If you're short on technology, don't worry! You can still whisk your students away on an adventure with this Track. Since it is completely on paper, this is a great option for a substitute or if your students are more successful when they physically interact with their learning.



print

more detailed directions on page 9

1. One **Mystery Booklet** for each student, pair, or group



pages
14-17


2. One set of **Fact Posters**
pages 18-22

3. One set of **Task Cards** for each poster
pages 36-46

print the task cards one-sided

setup

Place the 5 posters & their corresponding task cards around your classroom!



To help you stay organized, there is a label in the top right corner of each task card. Tell the students to answer these problems in numerical order.

adventure

1. Read the story in the printed **Mystery Booklet**.
2. To fill in the clues in the booklet pages, students will travel to the **Fact Posters** in any order they choose and answer the reading problems on the task cards.
3. Each of these task card problems gives them a letter to fill in a clue blank on their printed booklet.
4. They will complete the clue at each of the 5 posters to solve the mystery!

More tips for printing & navigating the activity in the following pages — look for the Track B symbol!
Watch the instructional video in the top corner to see a visual representation of this activity.



The newest of the Adventure Tracks, this digital path was made for distance learning classrooms! It's also great for school settings with 1:1 technology, though laptops are the recommended method. Tablets, however, are not impossible for students who have completed an adventure before!



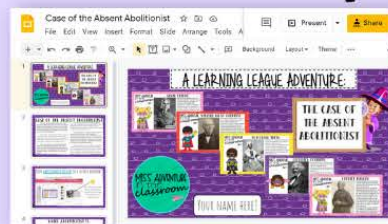
prepare

- Watch the instructional teacher video in the top corner to see a visual representation of this activity.
- Assign your students the instructional video below before they adventure.



- This video is on Slide 1 of their digital **Mystery Booklet**, so students will have access to it during the activity.

setup



Students open their **Mystery Booklet** in one browser window...



& the **Fact Posters** in another browser window for easy toggling!

adventure

1. Read the story in the digital **Mystery Booklet** on Slide 2.
2. Students will click the link on Slide 3 and open the digital **Fact Posters** in another browser window.
3. Each **Fact Poster** has a star to click that links to the **Reading Problem Slides**.
4. The reading problems each have a letter that students will type into the **Clue Slides** in their digital **Mystery Booklet**.
5. Travel to each **Fact Poster** in any order to solve all 5 clues and the mystery!

More tips for navigating the digital activity in the following pages — look for the Track C symbol!
The links for Adventure Track C activity are on page 26 of this PDF.


mystery booklet: printed



Adventure Tracks paths with paper

Checklist

for students to eliminate
all but one answer choice
to the mystery.




pages 8 & 1

Mystery story

to pull students in and a fun
conclusion to wrap it all up!

Clue page

shows all the clues in one
place! Students can fill
them in here, or in the
other clue spaces.




pages 2 & 7

Clue spaces

with numbered
blanks for students to
put answer letters in.

Characters

on the page matches the
character on the Google Slides™
to keep students on track.



pages 4 & 5

Workspaces

are available on each
clue page for students to
show their work.

printing directions

The **Mystery Booklets** are pages 14-17 of this PDF. When you print, keep them in the order shown above and place them landscape on the copier. Select One-to-Two Sided copying, and make as many copies as you need. Each booklet makes two double-sided pages. When a booklet is printed, fold in the 2 pages in half and staple along the spine. Tada, your **Mystery Booklet** is ready!

mystery booklet: digital



Adventure Track paperless booklet

The digital Mystery Booklet is where your students will record all their work and answers. This booklet holds the link to the digital Fact Posters, where links to the Reading Problem Slides are. In other words, this Mystery Booklet, found on page 26, is all you have to share with your class to begin adventuring!



Slide 1
cover slide with a text
box to type their name



Slide 2
mystery story with read
aloud in Audio option



Slide 3
link to Fact Posters and
screen setup guide

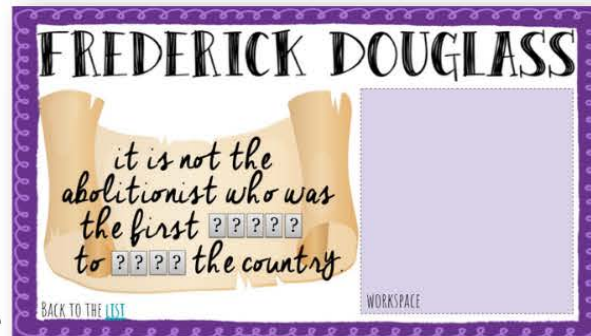


Slide 4
Table of Contents and
elimination checklist

After your students read the story, open the **Fact Posters**, and set up their screen, they can begin filling in the Clue Slides, shown below. The letter answers from the reading problems are typed here!

students type
answer letters
in the clue
blanks

back to Table
of Contents
slide



workspace
for typing in
and showing
work

Slides 5-9
clue slides to record
reading answer choices



Slide 10
conclusion to the story
with text box for answer


Each Google Slide™ has speaker notes at the bottom to guide your students on their adventure.
Ready to check this digital booklet out? Go to page 26 of this PDF!

reading problem slides

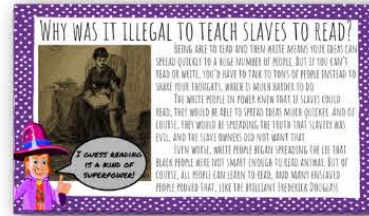


Adventure Tracks
digital down-low

Each Fact Poster has a Google Slides™ deck where the multiple-choice problems to solve are found. These are View-Only, not to be typed in or edited. Students will go through these Slides™, recording the answers to the problems in their **Mystery Booklet** as letters in the clue blanks.



Cover Slide



Social Studies Poster



Clue Reminder



Direction Slide

When your students open the Slides™, they will go through the four pages shown above before they encounter the problems they need to solve. The **Cover Slide** and **Clue Reminder** are there to help if the student is lost, and the **Direction Slide** is designed to guide the student through the content presented in the multiple-choice questions that follow. The **Social Studies Poster** showcases the meaningful, interdisciplinary knowledge connected to the greater lesson and the **Writing Challenge** on page 55.

Reading Problems

this tells you which blank in the clue the question fills

#1

WHICH WORD IN THIS SENTENCE IS A NOUN?

Those apples sitting on the back shelf of the fridge are rotten now.

N	sitting	W	fridge
S	are	D	rotten

the question your students need to solve

the correct answer's letter will go in the clue blank

The **Direction Slides** & **Social Studies Posters** can be printed from pages 47-54!

Want to edit these questions, customizing them for your students? Go to page 27!

instructions: tips & tricks



Adventure Tracks

universal advice for all activities

Learning League Adventures can feel overwhelming at first, but your students will pick it up fast! Soon, these mysteries can be part of your weekly routine, and your students will be able to handle them, mostly self-guided. Use these tips to adventure effectively & meaningfully!



One of the most common mix-ups is students don't realize they're writing in the wrong clue. The Learning League characters are a guide to help. De'Andre is on the Sojourner Truth **QR** code and the **Reading Problem Slides**. They should be on the **Mystery Booklet** page with De'Andre, too!

When a student travels to an abolitionist poster, the clue there always eliminates another abolitionist. For example, when they complete the Frederick Douglass clue, they will have to read all the other posters to discover that it eliminates Sarah Grimke.


Don't be shocked when a student tells you that one abolitionist was eliminated twice. There are five clues and one of the five abolitionists must remain as the final answer to the mystery, so one abolitionist has two clues that eliminate them!

Sometimes this means that a student can know the final answer by only solving four clues. I always tell the students to solve all five clues before they can be finished, even if they have already solved the mystery. Aren't teachers such stinkers? 😊


Don't forget about all the differentiation options! To best meet your needs, you can change a single reading problem, a whole topic, or even all of them! This customized path could be for one student or a group, and it could come with audio or not. Explore these choices on pages 27 & 31!

explore the lesson

Use this guide to understand which lesson elements you can use with the track you chose!



mystery booklet
pg 14-17



fact posters
pg 18-22



QR codes
pg 23-25



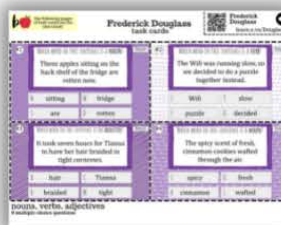
digital track
pg 26



customization
pg 27-30



audio option
pg 31-35




task cards
pg 36-46



direction slides
pg 47-49



social studies posters
pg 50-54



writing challenge
pg 55-56

These activities fill up the remaining pages. Click this map to come back to this guide!



Did you solve all the clues?

Use this checklist to cross off any abolitionist that was not kidnapped until you have one name left on the list!

- Frederick Douglass
- Harriet Tubman
- Sarah Grimke
- Sojourner Truth
- William Lloyd Garrison



Awesome work!!

The Hacker is coming after _____ !

As soon as they knew which abolitionist the History Hacker was after, the Learning League was knocking on his door. When he finally answered, Amar was the first to confront him. "Hacker, slavery is America's darkest chapter, and we will not allow you to make it any longer," he stated. "We know the abolitionist you are planning to kidnap, and we will not let you."

The Hacker laughed. "Who's going to stop me? You four and what army?"

Now it was Carmen's turn to laugh. "We brought everyone in the town who knows how important this abolitionist was. Take a look," she smiled. The Hacker looked up and saw his front yard was filling with a large crowd of people. He made a nervous gulping sound.

"That's right, Hacker. When people understand how important history is, they learn lessons from it," said De'Andre. "You will not be hacking any history today."

Until next time!



a Learning League adventure Case of the Absent Abolitionist

The Learning League had a special after-school assignment. This evening, their city council was having its monthly meeting, and they were going to write an article about it for their school newspaper. They were just about to take a seat when they saw a familiar figure standing in the corner—the History Hacker!

"Hey Hacker," called De'Andre. "What brings you to see the city council?" The Hacker rolled his eyes and sighed, saying, "You would not believe how many times I've complained to these people about the pothole in the road near my house. And they've done nothing to fix it!!"

Then, an idea seemed to cross the Hacker's face. "Hmm, that documentary I just watched may come in handy. It was about the abolitionists who helped free the slaves in America." Carmen looked puzzled. "What do the people who fought to end slavery have to do with your pothole?"

"They were problem solvers," replied the Hacker. "They took their problem of slavery and abolished it. They completely got rid of it. And they could get rid of my problem pothole in the same way if I used my time machine to bring one of them home with me."

"Actually, Hacker, the problems of slavery were not solved just like that when it ended," stated Amar. "Sometimes people say that racism ended when the slaves were set free, but that isn't true." "Also, if you use your time machine to bring an abolitionist to the present, slavery may end later than it did," warned Becca, furrowing her eyebrows. "You cannot take that risk."

The Hacker glared at her and snarled, "My pothole problem is the most important problem to me right now, and I will change whatever history I like to get what I want." He ran to the door. "The only way you could ever stop me is to figure out which abolitionist I'm after, which you will never do!!" He cackled loudly, and then he was gone.



Time for you to help the League discover which abolitionist the History Hacker is kidnapping from their time!

Do you accept the mission? Join the team, put your name here: _____

Which abolitionist is the Hacker planning to take in his time machine?

Follow these clues and find out!

Sarah Grimke

it is not the abolitionist who began their free life dressed as a

□□□□□□.

Harriet Tubman

the History Hacker is not coming for the abolitionist who worked with

□□□□□□□□.

it is not the abolitionist who fought for

□□□□□□ -

□□□□□□

communities.

Frederick Douglass

it is not the abolitionist who was the first

□□□□□□

to □□□□ the country.

William Lloyd Garrison

the abolitionist who freed hundreds of slaves in

□□□□ □□□□□□□□

is not the one.

In order to fill in the missing letters, travel to each abolitionist poster and complete the tasks.

Good luck!



William Lloyd Garrison



workspace

The abolitionist who freed hundreds of slaves in 1 2 3 4 5 6 7 8 9 10 is not the one.



Sojourner Truth

workspace

It is not the abolitionist who fought for

1 2 3 4 5 - 6 7 8 9 10 11

communities.

Frederick Douglass

workspace

It is not the abolitionist who was the

first 1 2 3 4 5 to 6 7 8 9

the country.



Harriet Tubman



workspace

The History Hacker is not coming for
the abolitionist who worked with




Sarah Grimke

workspace

It is not the abolitionist who began
their free life dressed as a

Frederick Douglass



National Archives at College Park, Public domain, via Wikimedia Commons

1. Frederick was born into slavery, and even as a child, he was overworked and beaten. His owner's wife illegally taught him to read and write at age 12.
2. Douglass was very intelligent and learned quickly. Soon, he was giving lessons to about 40 slaves each week so they could learn to read and write as well!
3. He tried to escape many times, and on the third try, he dressed up as a sailor and caught a train to freedom. But when he made it to the North, slave catchers could catch him and drag him back. So even though he was free, he was always in danger.
4. Douglass began publishing The North Star newspaper to spread the abolitionist message and wrote a famous book about his life.
5. He spoke out against slavery and also the bad treatment of women. He worked with President Lincoln and was the first African-American to be nominated for Vice President of our country. He is one of the greatest minds in American history!

Harriet Tubman



Horatio Seymour Squyer, Public domain, via Wikimedia Commons

1. Harriet was born as a slave and was separated from her siblings at an early age. Her time as a slave was violent, and she was left with scars and a terrible head injury for the rest of her life.
2. She eventually escaped slavery on the Underground Railroad, which wasn't actually a railroad at all. It was a group of people who knew slavery was evil and used their houses as a safe place for runaway slaves to hide.
3. After being freed herself, Harriet wanted to save others. In a ten year period, she made 19 trips to the South and helped bring over 300 people to freedom.
4. Harriet was known as "General Tubman," and there was a \$40,000 reward for her to be recaptured and brought back into slavery. But she remained a free woman until she died at the age of 93.
5. Harriet even fought in the Civil War as a spy and was the first woman to ever lead an American military mission. That battle she led freed over 700 slaves in one day! Her brilliant work forever changed America.


Sarah Grimke



United States Library of Congress, Public domain, via Wikimedia Commons

1. Sarah was raised on a plantation where her family owned slaves. She was angry that they weren't able to go to school like she was, so she taught many of them to read and write, which was against the law.
2. When she got older, her and her sister Angela began writing anti-slavery booklets. Southern people, including her neighbors, were angry about how powerful these were and burned them.
3. But Sarah kept writing through the danger. She spoke at an anti-slavery conference and began touring across America, spreading ideas of freedom.
4. Her and her sister became the first women to tour the country and speak to Congress. But because they were women, many of the male abolitionists had an issue with them, even though they all wanted slavery to end.
5. So Sarah began to speak about how women deserved the same treatment as men, just as people of all skin colors deserved the same treatment. Her work helped pave the way for Black people to receive freedom and women to receive equality.

Sojourner Truth



United States Library of Congress, Public domain, via Wikimedia Commons

1. Born as a slave with 11 siblings, Sojourner was separated from them early and was sold four times to different owners. But she escaped after 30 years.
2. She ran away to a nearby abolitionist family. They bought her freedom for \$20, and she was freed!
3. When one of her children was stolen from her and illegally sold into slavery, Sojourner sued the slaveowner and won, becoming one of the first Black women to win against a White man in court.
4. Sojourner became a minister and was a phenomenal speaker. Although she never learned to read or write, her speeches were very powerful! She even created a bestselling book by telling the story of her life while someone else wrote down her beautiful words and amazing story.
5. Sojourner spent her life speaking out against slavery and how Black people weren't treated fairly, even after being freed. Her most famous speech, "Ain't I A Woman," was about how she as a black woman should be treated the same as a White woman would be treated.

William Lloyd Garrison



Frederick Gutekunst, Public domain, via Wikimedia Commons

1. When William was a child in the North, he left school to work at a newspaper. Doing this work made William realized he wanted his own paper.
2. When he grew up, he started “The Liberator,” a newspaper that was all about ending slavery. While Black people supported William’s paper, many White people hated it.
3. There were White people who did believe the slaves should be freed, but many also believed that all Black people should be sent back to Africa. William knew this idea was racist and instead said that America was a land for multi-racial communities, places where all races could live together.
4. William became a famous abolitionist leaders because he believed he could get most people on their side by showing them how horrible slavery was, and his newspaper spread that message.
5. William lived to see his hard work pay off— slavery ended, and Black people could live as free people! He spent the last years before he died fighting to make America more equal for women, too.

Frederick Douglass

Scan here
to solve
your clue!



learn.2.vu/Douglass



Harriet Tubman

Scan here
to solve
your clue!



learn.2.vu/Tubman



Sarah Grimke

Scan here
to solve
your clue!



learn.2.vu/Grimke



Sojourner Truth

Scan here
to solve
your clue!



learn.2.vu/Truth



William Lloyd Garrison

Scan here
to solve
your clue!



learn.2.vu/Garrison



Clue Key

Teachers, keep this handy
during the activity!

Frederick Douglass:

It is not the abolitionist who was the first W₁ O₂ M₃ A₄ N₅ to t₆ O₇ U₈ R₉ the country. (eliminates Sarah Grimke)

Harriet Tubman:

The Hacker is not coming for the abolitionist who worked with L₁ I₂ N₃ C₄ O₅ L₆ N₇. (eliminates Frederick Douglass)

Sarah Grimke:

It is not the abolitionist who began their free life dressed as a s₁ a₂ i₃ l₄ o₅ r₆. (eliminates Frederick Douglass)

Sojourner Truth: the absent abolitionist

It is not the abolitionist who fought for m₁ u₂ l₃ t₄ i₅ - r₆ a₇ c₈ i₉ a₁₀ l₁₁ communities. (eliminates W.L. Garrison)

William Lloyd Garrison:

The abolitionist who freed hundreds of slaves in O₁ N₂ E₃ m₄ i₅ s₆ s₇ i₈ O₉ N₁₀ is not the one. (eliminates H. Tubman)



Adventure Track

100% digital activity

This online adventure works best on computers because it requires toggling between internet browser windows. It is not impossible on tablets or phones, but it is significantly more difficult, especially for first-time explorers. If students understand the flow of the activity, they may be able to navigate it on technology other than computers, but it is not the recommended way.

1 Give each student their own copy of the **Mystery Booklet** ...



with the **Audio Option**

or without!



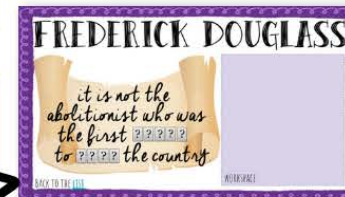
"Make a Copy" to your Google Drive™.

2 Students read the story and open the **Fact Posters** on Slide 3 in a second browser window.

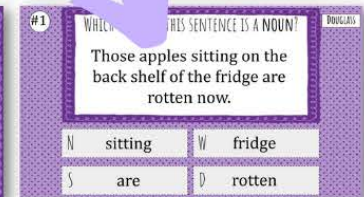
3 Students click the star on each poster to access the **Reading Problem Slides** to find the clue's missing letters.

4 Students will fill in the letters to the clues from Slides 5-9 in their booklet until all are solved!

fact posters



mystery booklet



problem slides

As your students fill in the clues in their **Mystery Booklet**, they will discover as they read the **Fact Posters** which abolitionists cannot be the ultimate answer to the mystery. There is a checklist on Slide 3 of the **Mystery Booklet** that students can drag lines across to eliminate these incorrect abolitionists until only one is remaining! This is the final answer, which can be entered into the text box on Slide 10!

Instructional videos for both teachers & students are on PDF page 8.

Want to edit the reading problems? Differentiate the digital track here!

Learn to navigate the **Reading Problem Slides** on the PDF page 11.

A breakdown of the digital **Mystery Booklet** is on page 10 of this PDF.



differentiation: customize



Adventure Tracks

every path is customizable!

You can edit all the **Reading Problem Slides** for your students! Any of the questions can be made more accessible or challenging for your classroom explorers. Check out these **Slides™** before you adventure so you can decide if there's anything you want to customize!



Frederick Douglass
nouns, verbs, adjectives
no audio audio



When you've edited the **Slides™** that you want, you will take that new link and connect it to a new QR code, which you can tape on the following QR code pages. Click below for more detailed directions!

| [learn more](#) |



When you've edited the questions you want in the **Slides™**, you can print a new task card by clicking File, Download, PNG. Click below to access a document where you can print the correct size!

| [print from here](#) |



Harriet Tubman
correct punctuation
no audio audio



Sarah Grimke
multiple meaning words
no audio audio



When you've edited the **Slides™** that you want, you will take that new link and connect it to the **Fact Poster** that your students access through their **Mystery Booklet**. This takes a few steps, so [click here](#) to get started!



Sojourner Truth
facts & opinions
no audio audio

The awesome part about editing the **Audio Option** is you can meet your students where they are by tailoring the read-alouds to their needs. Do they just need the story read? Maybe the directions, too? Pick and choose as you please!

Whatever customization choices you make, they do not have to be for the whole group! You could send some students down the standard path, and others down the one you customize. The possibilities are truly endless, my friend!



William L. Garrison
author's purpose
no audio audio



Frederick Douglass

Scan here
to solve
your clue!

 only for
those who
customize Track A

place your
customized QR
code here!



Harriet Tubman

Scan here
to solve
your clue!

 only for
those who
customize Track A

place your
customized QR
code here!



Sarah Grimke

Scan here
to solve
your clue!


 only for
those who
customize Track A

place your
customized QR
code here!



Sojourner Truth

Scan here
to solve
your clue!

 only for
those who
customize Track A

place your
customized QR
code here!



William Lloyd Garrison

Scan here
to solve
your clue!

 only for
those who
customize Track A

place your
customized QR
code here!



Clue Key

Teachers, keep this handy
during the activity!

Frederick Douglass:

It is not the abolitionist who was the first W₁ O₂ M₃ A₄ N₅
to t₆ O₇ U₈ R₉ the country. (eliminates Sarah Grimke)

Harriet Tubman:

The Hacker is not coming for the abolitionist who worked with
L₁ i₂ n₃ c₄ O₅ l₆ n₇. (eliminates Frederick Douglass)

Sarah Grimke:

It is not the abolitionist who began their free life dressed as a
s₁ a₂ i₃ l₄ O₅ r₆. (eliminates Frederick Douglass)

Sojourner Truth: the absent abolitionist

It is not the abolitionist who fought for m₁ u₂ l₃ t₄ i₅
r₆ a₇ c₈ i₉ a₁₀ l₁₁ communities. (eliminates W.L. Garrison)

William Lloyd Garrison:

The abolitionist who freed hundreds of slaves in O₁ N₂ E₃
m₄ i₅ s₆ s₇ i₈ O₉ n₁₀ is not the one. (eliminates H. Tubman)

differentiation: audio



Adventure Tracks support with sound

Hear ye, hear ye— every single word can now be read aloud to your students, no matter the Adventure Track! From the mystery story to the multiple-choice questions, these recordings can make this lesson inclusive for students who could use audio scaffolding to succeed in your classroom.

Accessing this **Audio Option** is as easy as printing pages 32-35 in this PDF!

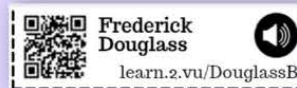
All of your students can journey with this support,

or you can print these alongside the standard **QR codes** and give them a choice or assign a path!

With this accommodation, you can make the most out of your technology!



You don't want your students using technology to navigate the entirety of this adventure, but you'd still like to offer them meaningful support. Awesome! You can use the QR code strips on the top of the **Task Card** sheets, on PDF pages 36-46. If not, just toss them in the recycling bin with the rest of your cut paper scraps!



To send your students down the digital path with audio, all you

need to do is share the **Mystery Booklet** with audio on the

PDF page 26. On Slide 3 of this booklet, students will be able to access the audio **Fact Posters** and audio **Reading Problem**



Slides. Share with some students or all of them!



For Track A and B, you can also print the first page of the printed **Mystery Booklet** if you'd like the story and conclusion read-aloud for your students from there!



page 32

If you're using a mix of both audio and the standard path, tell students to keep their eye out for the audio symbol that marks whether an element of this lesson is connected to the **Audio Option**.



Listen up! Only want some things read out loud to your students? To best meet the needs of your classroom, you can even customize the **Audio Option**! Learn how to do this on page 27 of the PDF.



Did you solve all the clues?

Use this checklist to cross off any abolitionist that was not kidnapped until you have one name left on the list!

- Frederick Douglass
- Harriet Tubman
- Sarah Grimke
- Sojourner Truth
- William Lloyd Garrison



Awesome work!!

The Hacker is coming after _____ !

As soon as they knew which abolitionist the History Hacker was after, the Learning League was knocking on his door. When he finally answered, Amar was the first to confront him. "Hacker, slavery is America's darkest chapter, and we will not allow you to make it any longer," he stated. "We know the abolitionist you are planning to kidnap, and we will not let you."

The Hacker laughed. "Who's going to stop me? You four and what army?"

Now it was Carmen's turn to laugh. "We brought everyone in the town who knows how important this abolitionist was. Take a look," she smiled. The Hacker looked up and saw his front yard was filling with a large crowd of people. He made a nervous gulping sound.

"That's right, Hacker. When people understand how important history is, they learn lessons from it," said De'Andre. "You will not be hacking any history today."

Until next time!



a Learning League adventure



Case of the Absent Abolitionist



The Learning League had a special after-school assignment. This evening, their city council was having its monthly meeting, and they were going to write an article about it for their school newspaper. They were just about to take a seat when they saw a familiar figure standing in the corner—the History Hacker!

"Hey Hacker," called De'Andre. "What brings you to see the city council?" The Hacker rolled his eyes and sighed, saying, "You would not believe how many times I've complained to these people about the pothole in the road near my house. And they've done nothing to fix it!!"

Then, an idea seemed to cross the Hacker's face. "Hmm, that documentary I just watched may come in handy. It was about the abolitionists who helped free the slaves in America." Carmen looked puzzled. "What do the people who fought to end slavery have to do with your pothole?"

"They were problem solvers," replied the Hacker. "They took their problem of slavery and abolished it. They completely got rid of it. And they could get rid of my problem pothole in the same way if I used my time machine to bring one of them home with me."

"Actually, Hacker, the problems of slavery were not solved just like that when it ended," stated Amar. "Sometimes people say that racism ended when the slaves were set free, but that isn't true." "Also, if you use your time machine to bring an abolitionist to the present, slavery may end later than it did," warned Becca, furrowing her eyebrows. "You cannot take that risk."

The Hacker glared at her and snarled, "My pothole problem is the most important problem to me right now, and I will change whatever history I like to get what I want." He ran to the door. "The only way you could ever stop me is to figure out which abolitionist I'm after, which you will never do!!" He cackled loudly, and then he was gone.

Time for you to help the League discover which abolitionist the History Hacker is kidnapping from their time!

Do you accept the mission? Join the team, put your name here:



Frederick Douglass

Scan here
to solve
your clue!



learn.2.vu/DouglassA



Harriet Tubman

Scan here
to solve
your clue!



learn.2.vu/TubmanA



Sarah Grimke

Scan here
to solve
your clue!



learn.2.vu/GrimkeA



Sojourner Truth

Scan here
to solve
your clue!



learn.2.vu/TruthA



William Lloyd Garrison

Scan here
to solve
your clue!



learn.2.vu/GarrisonA



Clue Key

Teachers, keep this handy
during the activity!

Frederick Douglass:

It is not the abolitionist who was the first W₁ O₂ M₃ A₄ N₅
to t₆ O₇ U₈ R₉ the country. (eliminates Sarah Grimke)

Harriet Tubman:

The Hacker is not coming for the abolitionist who worked with
L₁ i₂ n₃ c₄ O₅ l₆ n₇. (eliminates Frederick Douglass)

Sarah Grimke:

It is not the abolitionist who began their free life dressed as a
s₁ a₂ i₃ l₄ O₅ r₆. (eliminates Frederick Douglass)

Sojourner Truth: the absent abolitionist

It is not the abolitionist who fought for m₁ u₂ l₃ t₄ i₅
r₆ a₇ c₈ i₉ a₁₀ l₁₁ communities. (eliminates W.L. Garrison)

William Lloyd Garrison:

The abolitionist who freed hundreds of slaves in O₁ N₂ E₃
m₄ i₅ s₆ s₇ i₈ O₉ n₁₀ is not the one. (eliminates H. Tubman)



the following pages
of task cards are for
this track!

Frederick Douglass task cards



**Frederick
Douglass**
learn.2.vu/DouglassB



#1

DOUGLASS

WHICH WORD IN THIS SENTENCE IS A NOUN?

Those apples sitting on the
back shelf of the fridge are
rotten now.

- | | | | |
|---|---------|---|--------|
| N | sitting | W | fridge |
| S | are | D | rotten |

#2

DOUGLASS

WHICH WORD IN THIS SENTENCE IS A VERB?

The Wifi was running slow, so
we decided to do a puzzle
together instead.

- | | | | |
|---|--------|---|---------|
| I | Wifi | T | slow |
| E | puzzle | O | decided |

#3

DOUGLASS

WHICH WORD IN THIS SENTENCE IS AN ADJECTIVE?

It took seven hours for Tianna
to have her hair braided in
tight cornrows.

- | | | | |
|---|---------|---|--------|
| B | hair | C | Tianna |
| R | braided | M | tight |

#4

DOUGLASS

WHICH WORD IN THIS SENTENCE IS A NOUN?

The spicy scent of fresh,
cinnamon cookies wafted
through the air.

- | | | | |
|---|----------|---|--------|
| S | spicy | O | fresh |
| A | cinnamon | L | wafted |

nouns, verbs, adjectives
9 multiple-choice questions



Frederick Douglass

task cards

#5

WHICH WORD IN THIS SENTENCE IS A VERB?

DOUGLASS

Charlie the Pug loves to curl up in a sunny spot for his mid-afternoon nap.

N curl

K Pug

E sunny

T spot

#6

WHICH WORD IN THIS SENTENCE IS AN ADJECTIVE?

DOUGLASS

Our mail-carrier is one of the friendliest people that I have ever met.

J mail-carrier

T friendliest

M met

S people

#7

WHICH WORD IN THIS SENTENCE IS A NOUN?

DOUGLASS

Her allergies are so bad that she is constantly sneezing throughout the day.

I bad

O day

A constantly

E sneezing

#8

WHICH WORD IN THIS SENTENCE IS A VERB?

DOUGLASS

Luiza shoots basketballs each night until she scores ten in a row.

D basketballs

S Luiza

E each

U scores

nouns, verbs, adjectives
9 multiple-choice questions

Harriet Tubman

task cards



Harriet
Tubman

learn.2.vu/TubmanB



#9

WHICH WORD IN THIS SENTENCE IS AN ADJECTIVE?

After apologizing to his mother for his grumpy attitude, George gave her a big hug.

DOUGLASS

S apologizing

D mother

R grumpy

T hug

#1

WHICH PUNCTUATION GOES IN THE BLANK?

Where is the nearest grocery store from here ____

TUBMAN

P period

D comma

L ?
question mark

S !
exclamation point

#2

WHICH PUNCTUATION GOES IN THE BLANK?

I cannot wait to go to the theme park tomorrow ____

TUBMAN

A period

R comma

T ?
question mark

I !
exclamation point

#3

WHICH PUNCTUATION GOES IN THE BLANK?

Ariel's cat followed her all around the house on Monday ____

TUBMAN

N period

E comma

R ?
question mark

G !
exclamation point

correct punctuation
7 multiple-choice questions

Harriet Tubman

task cards

#4

WHICH PUNCTUATION GOES IN THE BLANK?

TUBMAN

What you do with your money says a lot about you ____

C period

K comma

D question mark

B exclamation point

#5

WHICH PUNCTUATION GOES IN THE BLANK?

TUBMAN

There's a deadly black widow spider in the garage ____

R period

E comma

F question mark

O exclamation point

#6

WHICH PUNCTUATION GOES IN THE BLANK?

TUBMAN

His grandmother is picking up carrots ____ lettuce, and pickles.

P period

L comma

S question mark

E exclamation point

#7

WHICH PUNCTUATION GOES IN THE BLANK?

TUBMAN

If Wilson is allergic to shrimp, why is he eating some now ____

D period

E comma

N question mark

S exclamation point

correct punctuation
7 multiple-choice questions

William Lloyd Garrison

task cards



William Lloyd
Garrison

learn.2.vu/GarrisonB



#1

WHICH OF THESE TEXTS WAS MEANT TO ENTERTAIN?

GARRISON

S A poster giving reasons about why Darius Elliot should be mayor.

L A pamphlet explaining why you should eat more vegetables.

O A tale about a moose and a goose in a skiing competition.

P A summary of the baseball team's scores this year.

#2

WHICH OF THESE TEXTS WAS MEANT TO PERSUADE?

GARRISON

U A historical account of how the first vaccine was made.

N An article about why recycling is so important for everyone to do.

T Instructions on how to dive into a pool without making a splash.

A A story about Robin Hood and his band of Merry Men.

#3

WHICH OF THESE TEXTS WAS MEANT TO INFORM?

GARRISON

K A science fiction story about aliens that come to help Earth.

Y A newspaper ad that tells you to get to Kouch King right now!

E An article to give you tips on how to juggle more than 3 items.

R A movie script about a clumsy little puppy and his journey.

#4

WHICH OF THESE TEXTS WAS MEANT TO ENTERTAIN?

GARRISON

B A fairytale story about a brave princess and her dragon pet.

G A billboard telling drivers to exit now for large smoothies!

H A history book about camouflage and how its been used.

F An explanation about how to tie your shoes in a fancy way.

author's purpose
9 multiple-choice questions

William Lloyd Garrison

task cards

#5

WHICH OF THESE TEXTS WAS MEANT TO PERSUADE?

GARRISON

O A spooky story about a little pig ghost who oinks instead of boos.

I A pamphlet explaining how to floss with braces.

A A magazine article about why you should read 20 minutes a day.

E A story about a boy getting glasses for the first time.

#6

WHICH OF THESE TEXTS WAS MEANT TO INFORM?

GARRISON

P A letter from a pen pal friend from across the world.

T A book about how to draw different types of anime.

K A pamphlet on why you should try and adopt pets, not buy them.

N A story about the Learning League solving mysteries.

#7

WHICH OF THESE TEXTS WAS MEANT TO ENTERTAIN?

GARRISON

N An encyclopedia page that gives details about the country of Chile.

E A magazine article about the importance of exercising.

T A joke book with all types of riddles and laughs for kids.

R A poster giving instructions on how to give CPR.

#8

WHICH OF THESE TEXTS WAS MEANT TO ENTERTAIN?

GARRISON

S A summary of all the school supplies you need for the year.

I A nonfiction book about octopus and how they behave.

N A description of the new store that is coming to the mall.

L A tall tale about Johnny Appleseed meeting Paul Bunyan.

author's purpose
9 multiple-choice questions

Sarah Grimke

task cards



Sarah
Grimke

learn.2.vu/GrimkeB



#9

WHICH OF THESE TEXTS WAS MEANT TO PERSUADE?

GARRISON

T A poster reminding people to check their fire alarms.

S Step-by-step instructions for how to fishtail braid hair.

D A poem about going out into nature and living on the land.

E A flyer explaining why you should eat less meat when you can.

#1

WAVE IS A WORD WITH MULTIPLE MEANINGS. WHICH SENTENCE USES THE CIRCLED MEANING?

GRIMKE



C At the baseball stadium, the entire crowd stood up to do the **Wave** with their arms.

T Li gave her neighbors a **wave** as she walked down the sidewalk on her way to school.


S The professional surfer rode a 10-foot-high **wave** all the way back to the beach.

G The Nussbaum family puts up a flag every morning so it can **wave** in the wind.

#2

SCALE IS A WORD WITH MULTIPLE MEANINGS. WHICH SENTENCE USES THE CIRCLED MEANING?

GRIMKE



E The witch needed one last ingredient for her potion- a dragon **scale**.

U After visiting my uncle who has a lizard who sheds, I found a lizard **scale** on my clothes.

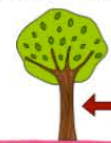
L The fish at the dentist office was completely black, except for one white **scale**.

A Alejandro has to step on the **scale** before each wrestling match.

#3

BARK IS A WORD WITH MULTIPLE MEANINGS. WHICH SENTENCE USES THE CIRCLED MEANING?

GRIMKE



E The purpose of **bark** is to protect the tree, and it often has many layers.

M **Bark** is a common ingredient in medicines and chemicals.

N Many insects and fungi make their home in **bark**.

I "His **bark** is much worse than his bite," my cousin said to assure me.

multiple meaning words
6 multiple-choice questions

Sarah Grimke

task cards

#4

RING IS A WORD WITH MULTIPLE MEANINGS.
WHICH SENTENCE USES THE CIRCLED MEANING?

GRIMKE



P The kids were sitting on the edge of their seats, waiting for the recess bell to **ring**.

T Daisy, the new puppy in the house, always ran in circles when she heard the doorbell **ring**.

L Salma needed to figure out her **ring** size if she wanted the jewelry to fit correctly.

H Whenever I hear my cell phone **ring**, it makes me dance.

#5

PARK IS A WORD WITH MULTIPLE MEANINGS.
WHICH SENTENCE USES THE CIRCLED MEANING?

GRIMKE



C There is a tree with perfect climbing branches at the **park** near her house.

N He and his friends are meeting at the **park** after school for a game of pickup basketball.

U After getting out of the car, my dog ran out into the **park** without his leash on.

O Antonella made sure to **park** as close to the sidewalk as possible.

#6

BOWL IS A WORD WITH MULTIPLE MEANINGS.
WHICH SENTENCE USES THE CIRCLED MEANING?

GRIMKE



E Florence is going to teach his sister to **bowl**, and she's teaching him how to play ping-pong.

D When it was her turn to **bowl**, Victoria took a deep breath and sent her ball flying!

G Glenn wanted to learn how to **bowl**, so he decided to join a league in his town.

R I was so hungry, I couldn't wait to fill my **bowl** up with cereal.

#1

WHICH OF THESE SENTENCES IS A FACT?

TRUTH

P This neighborhood is definitely the best in the whole city.

H Her grandmother makes the most delicious cornbread casserole.

C The shirt on the mannequin was too colorful for Abigail's style.

M Brushing your teeth is a good way to keep your teeth healthy.

multiple meaning words
6 multiple-choice questions

Sojourner Truth task cards



Sojourner
Truth

learn.2.vu/TruthB



#2

WHICH OF THESE SENTENCES IS AN OPINION?

TRUTH

- A The air conditioner broke down last week, and the school is much hotter.
- O Male lions guard their territory, while female lions go out to do the hunting.
- E The hotel room had dirty laundry tossed all around on the floor.
- U Isabella wears the cutest earrings in the entire fourth grade.

#3

WHICH OF THESE SENTENCES IS A FACT?

TRUTH

- N Pink roses are way prettier than yellow roses, so buy them instead.
- L Washing your hands as often as possible keeps you from spreading bacteria.
- Y Snakes are the grossest animals because they slither in the dirt.
- A Since it jams so much, this printer is the worst printer in the world.

#4

WHICH OF THESE SENTENCES IS AN OPINION?

TRUTH

- B Nina's aunt knitted her a quilt when she was a newborn baby.
- T The third Harry Potter book is the best one in the whole series.
- R Cutting onions makes you cry because of the chemicals that are released.
- G Theatres recommend that people be quiet during any movie showings.

#5

WHICH OF THESE SENTENCES IS A FACT?

TRUTH

- O The best drink to have with hamburger and fries is a giant, cool lemonade.
- I Wearing seatbelts in the car increases your chance of staying safe on the road.
- U The patterns in leopards' fur are much better looking than cheetahs'.
- E Getting trapped in an elevator is the scariest thing that could happen.

facts & opinions
11 multiple-choice questions

Sojourner Truth

task cards

#6

WHICH OF THESE SENTENCES IS AN OPINION?

TRUTH

- R The Northwest United States is the best part of the country to live in.
- N Bunnies can live as long as 12 years as pets, but only 2 years in the wild.
- S People who don't smoke live much longer and healthier lives.
- W Mister Rogers impacted many children through his television shows.

#7

WHICH OF THESE SENTENCES IS A FACT?

TRUTH

- O Forty is the best age to be since you're wise but still have a lot of life left.
- E Playing games on laptops is better than playing on tablets.
- U Chocolate candies are always more delicious than sour sweets.
- A Aesop's fables are famous around the world for the lessons they teach.

#8

WHICH OF THESE SENTENCES IS AN OPINION?

TRUTH

- C The deli down the street is the greatest place to grab a breakfast sandwich.
- L My cousins Akira has a pet guinea pig which weighs 15 pounds.
- R Each year, around 5 billion pizzas are sold and eaten around the world.
- G The Beatles were a band from England who were very popular in the 1960's.

#9

WHICH OF THESE SENTENCES IS A FACT?

TRUTH

- L Pecans and walnuts may look alike, but walnuts taste way worse.
- I Possums don't actually play dead on purpose, but their bodies do freeze.
- P Purple is the best color to wear in the springtime because it is pretty.
- E The sound of a laughing baby is the sweetest sound on Earth.

facts & opinions
11 multiple-choice questions

Sojourner Truth

task cards

10

WHICH OF THESE SENTENCES IS AN OPINION?

TRUTH

- ☐ There are many things like yogurt and cheese that come from milk.
- ☐ Barack Obama was the first African-American President of America.
- ☐ The number seven is the luckiest number in the world.
- ☐ The more yellow a lemon is, the more tart and sour it tastes.

11

WHICH OF THESE SENTENCES IS A FACT?

TRUTH

- ☐ Toast and orange juice is the perfect way to start your day.
- ☐ Evergreen trees are green all year, which explains their name.
- ☐ A trampoline the most fun thing you could possibly have in your backyard!
- ☐ Amoni is definitely the nicest person in the whole school.

facts & opinions
11 multiple-choice questions



give your students visual directions to help them solve the reading problems.



these are Slide 4 of the Reading Problem Slides, but print to have a physical copy!

Direction Slides for the reading problems

Coming soon—
a Directions Video for each
reading topic to develop your
students' understanding
even further!

As your students journey through the reading topics, they may need reminders on how to engage their previous knowledge and use their skills! The first place they can look when they're stuck is at these **Direction Slides**, each designed with your classroom explorers in mind! Using the **Audio Option**, students can even have these helpful tips read aloud before they begin answering questions.

Frederick Douglass

nouns, verbs, & adjectives


REMINDERS BEFORE YOU START...

COME BACK TO THIS SLIDE IF YOU NEED A REMINDER!

NOUN
a person, place, or thing
ANDRE, MALL, PENCIL

VERB
action word
SLEEP, KICK, CARE

ADJECTIVE
description word
COZY, YELLOW, CHUNKY



REMINDERS BEFORE YOU START...

Period.

REGULAR SENTENCES
END IN PERIODS.

Comma,


COMMAS ARE A PAUSE
IN A SENTENCE,
NOT A STOP.

Question mark?

DON'T ONLY QUESTIONS
END IN QUESTION MARKS?
YES.

Exclamation point!


SENTENCES WITH
EXCITEMENT BEHIND THEM
LOVE EXCLAMATIONS!




PAY CLOSE
ATTENTION TO THE FEELING
OF THE SENTENCE. THAT WILL
HELP YOU CHOOSE THE
PUNCTUATION.


REMINDERS BEFORE YOU START...

Sometimes, words can
mean more than one thing,
even if they are spelled the
same or sound the same.





"Duck" can mean the
bird, or to dip lower.



PAY CLOSE ATTENTION
TO WHICH PICTURE IS
CIRCLED!!

CHOOSE THE CORRECT ANSWER TO THE FOLLOWING READING PROBLEMS.
USE THE ANSWER'S LETTER TO FILL IN THE BLANKS IN THE SARAH GRIMKE CLUE.

REMINDERS BEFORE YOU START...

IF SOMEONE CAN DISAGREE WITH IT,
IT IS MOST LIKELY AN **OPINION**!

**Fact**

SOMETHING THAT CAN BE
PROVED TO BE TRUE

Opinion

SOMEONE'S VIEW OR THOUGHTS ABOUT
SOMETHING, NOT BASED ON PROOF

REMINDERS BEFORE YOU START...

EVERY TEXT HAS A REASON
WHY IT WAS WRITTEN IN
THE FIRST PLACE!

**Persuade**

THE AUTHOR TRIES TO
CONVINCE THE READER OR
CHANGE THE READER'S MIND

Inform

THE AUTHOR GIVES
INFORMATION ABOUT A
TOPIC

Entertain

THE AUTHOR CREATES A
STORY FOR THE READER TO
ENJOY.



print to give your students interdisciplinary knowledge to deepen their understanding.



these are Slide 2 of the Reading Problem Slides, but print to have a physical copy!

Social Studies Posters for meaningful exploration

Encourage your students to read these posters! After all, the **Writing Challenge** following these pages is connected to the knowledge shared in these posters.

WHY WAS IT ILLEGAL TO TEACH SLAVES TO READ?



I GUESS READING
IS A KIND OF
SUPERPOWER!

BEING ABLE TO READ AND THEN WRITE MEANS YOUR IDEAS CAN SPREAD QUICKLY TO A HUGE NUMBER OF PEOPLE. BUT IF YOU CAN'T READ OR WRITE, YOU'D HAVE TO TALK TO TONS OF PEOPLE INSTEAD TO SHARE YOUR THOUGHTS, WHICH IS MUCH HARDER TO DO.

THE WHITE PEOPLE IN POWER KNEW THAT IF SLAVES COULD READ, THEY WOULD BE ABLE TO SPREAD IDEAS MUCH QUICKER. AND OF COURSE, THEY WOULD BE SPREADING THE TRUTH THAT SLAVERY WAS EVIL, AND THE SLAVE OWNERS DID NOT WANT THAT.

EVEN WORSE, WHITE PEOPLE BEGAN SPREADING THE LIE THAT BLACK PEOPLE WERE NOT SMART ENOUGH TO READ ANYWAY. BUT OF COURSE, ALL PEOPLE CAN LEARN TO READ, AND MANY ENSLAVED PEOPLE PROVED THAT, LIKE THE BRILLIANT FREDERICK DOUGLASS.



Frederick Douglass



Social Studies Posters for meaningful exploration

WHAT IS AN ABOLITIONIST?



ANTI-SLAVERY MEETING ON THE COMMON.

THIS WORD COMES FROM THE WORD "ABOLISH." TO ABOLISH SOMETHING IS TO ERASE IT COMPLETELY. ABOLITIONISTS WERE PEOPLE WHO BELIEVED THAT SLAVERY SHOULD BE GONE FOREVER, SO THEY FOUGHT TO GET RID OF IT IN AMERICA.

ABOLITIONISTS WERE BOTH MEN AND WOMEN WHO KNEW SLAVERY WAS WRONG. FREE BLACK AMERICANS AND PEOPLE WHO HAD ONCE BEEN SLAVES SPREAD THE MESSAGE AGAINST THE EVILS OF SLAVERY, AND WHITE PEOPLE WHO LEARNED THE TRUTH JOINED THE MOVEMENT, TOO.



I WANT THAT
POTHOLE IN FRONT OF
MY HOUSE ABOLISHED.
DOES THAT MAKE ME
AN ABOLITIONIST?

Harriet Tubman

Social Studies Posters

for meaningful exploration

WHY DID MANY ABOLITIONISTS CARE ABOUT WOMEN'S RIGHTS?



**THE FEMALE
SYMBOL AND THE FIST
THAT STANDS FOR THE
CIVIL RIGHTS MOVEMENT
LOOK GOOD
TOGETHER!**

WHEN PEOPLE'S EYES ARE OPENED TO ONE STRUGGLE, LIKE RACISM, THEY BEGIN TO NOTICE PEOPLE STRUGGLING WITH DIFFERENT THINGS. THIS IS EXACTLY WHAT HAPPENED WITH SLAVERY. THEY SAW SLAVES WERE BEING TREATED UNFAIRLY, AND THEN THEY LOOKED AROUND AND THOUGHT, "WAIT, WOMEN AREN'T BEING TREATED FAIRLY, EITHER."

SLAVES COULDN'T VOTE, AND NEITHER COULD WOMEN. SLAVES COULDN'T OWN LAND, AND NEITHER COULD WOMEN. SLAVES WEREN'T PAID FOR THEIR WORK, AND NEITHER WERE WOMEN. THEIR PROBLEMS WERE DIFFERENT, BUT BOTH GROUPS HAD THEIR OWN STRUGGLES.

IF THESE GROUPS HAD JOINED TOGETHER, THEY COULD'VE SOLVED BOTH THEIR PROBLEMS MUCH FASTER. SOME ABOLITIONISTS REALIZED THIS AND BEGAN WORKING FOR WOMEN'S RIGHTS AT THE SAME TIME THAT THEY FOUGHT FOR SLAVERY TO END.



Sarah Grimke

Social Studies Posters

for meaningful exploration

WHY IS IT IMPORTANT TO LEARN ABOUT SLAVERY?

COLONISTS BEGIN
ARRIVING IN
AMERICA

Slavery
339 years

TODAY

Segregation
89 years

66 years

SOMETIMES, PEOPLE SAY THAT SLAVERY WAS SO LONG AGO THAT IT DOESN'T MATTER, BUT THIS IS NOT TRUE AT ALL. BECAUSE SLAVERY WAS AROUND WHEN AMERICA WAS CREATED, THE WORK OF SLAVES BUILT THIS COUNTRY INTO GREATNESS, AND THEY WERE NEVER THANKED OR GOT TO ENJOY THEIR WORK.

THE REASON WE HAD SLAVERY IS BECAUSE WHITE PEOPLE WERE TAUGHT THAT PEOPLE WITH DARK SKIN WERE NOT AS SMART OR WORTHY AS THEM. THIS WAS A HORRIBLE LIE CALLED RACISM. BUT PEOPLE KEPT BELIEVING THAT LIE, EVEN AFTER THE SLAVES WERE FREED. WHITE PEOPLE WERE STILL THE ONLY ONES IN CHARGE OF THE COUNTRY, SO THEY PUT THAT LIE INTO THE NEW LAWS THEY BEGAN WRITING.

SOME OF THOSE RACIST LAWS WERE NOT CHANGED UNTIL 100 YEARS AFTER THE SLAVES WERE FREED, AND SOME RACIST LAWS ARE STILL AROUND TODAY. WE ALL NEED TO LEARN ABOUT THE LIE OF RACISM SO WE CAN END IT, ONCE AND FOR ALL.

THIS TIMELINE
SHOWS THAT SLAVERY AND
SEGREGATION DID NOT END VERY
LONG AGO. AND RACISM DIDN'T
JUST GO AWAY WHEN THEY
ENDED.

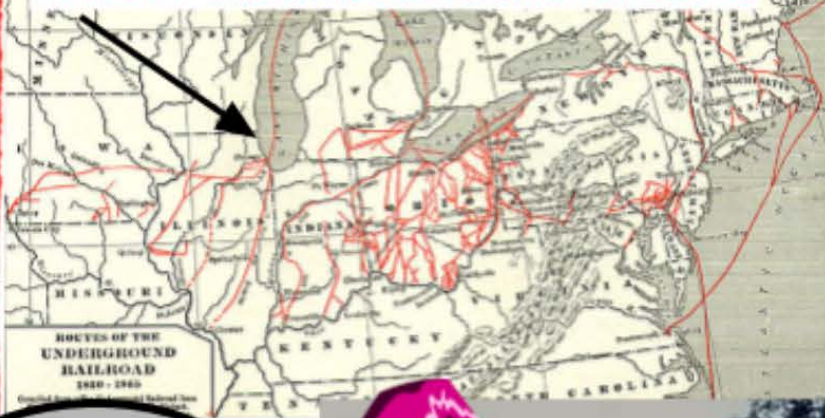


Sojourner Truth

Social Studies Posters for meaningful exploration

HOW DID THE UNDERGROUND RAILROAD WORK?

PATHS OF THE UNDERGROUND RAILROAD



WHEN A PERSON ESCAPED SLAVERY, THEY HAD TO BE SNEAKY BECAUSE IF THEY WERE CAUGHT, THEY WOULD BE DRAGGED BACK TO BE A SLAVE AGAIN OR EVEN KILLED. VERY FEW PEOPLE WERE ABLE TO ESCAPE ALL ALONE WITH NOBODY HELPING THEM. SO, THE UNDERGROUND RAILROAD WAS CREATED FOR THEM!

MANY ABOLITIONISTS WHO KNEW SLAVERY WAS EVIL WANTED TO HELP PEOPLE ESCAPE. SO THEY CREATED A SYSTEM OF HOUSES AND HIDING PLACES. IT WASN'T REALLY UNDERGROUND-IT WAS JUST SECRET. AND IT DIDN'T USE TRAINS, BUT THE PEOPLE IN CHARGE WERE CALLED "CONDUCTORS."

AT NIGHT, CONDUCTORS WOULD SNEAK THE RUNAWAYS TO THE NEXT SAFE PLACE OVER AND OVER, UNTIL THEY FINALLY REACHED THE NORTH, WHERE THERE WAS NO SLAVERY.

I'M NOT BRAVE ENOUGH TO HAVE HELPED ON THE UNDERGROUND RAILROAD.



William Lloyd Garrison

Name: _____

Case of the Absent Abolitionist

What were the three most interesting things you learned about abolitionists?

Why does what you learned about slavery still matter today?



Essay Question: Abolitionists saw people struggling and took action to help. If they were alive today, what problems would they see people struggling with? How do you think they would help today? How could you act like an abolitionist?



thank you!

Democracy is a central tenet of Miss Adventure's mission, so feedback from you and your students is not only helpful, but vital to bettering my work. Lessons that liberate can only be achieved through democratic dialogue, so please share your comments, concerns, and critiques with me!

missadventureintheclassroom@gmail.com



Explore the licenses [here](#). Image edits: cropping.
All images found through Creative Commons.

adventure again

The Baffled Bungler made an oil spill
in an ocean, but which one?

Try the FREE math adventure,
Mystery of the Oil Spill!



Copyright © 2021 Miss Adventure in the Classroom

All rights reserved by author. Permission to copy for single classroom use only.
Electronic distribution limited to single classroom use only. Not for public display.



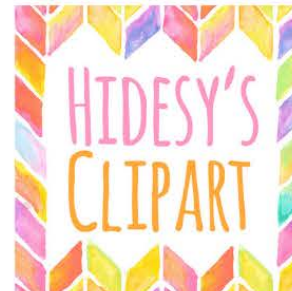
homonyms



characters



that's me!



clue scrolls



borders & backgrounds

